

# TECLINE


## DONUT

SPECIAL EDITION



THE PERFECT CONFIGURATION  
FOR DOUBLE TANKS  
in 3 STEPS...

### 1. NARROW TOP SECTION



#### BENEFITS:

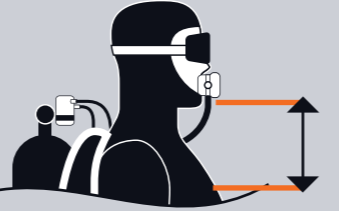


- MORE SPACE FOR THE HEAD
- EASY VALVE ACCESS
- MORE SPACE FOR 1ST STAGES AND STREAMLINED HOSES



MORE SPACE FOR YOUR HEAD = SAFE, COMFORTABLE POSITION IN THE WATER  
EASY VALVE ACCESS EVEN WITH FULLY INFLATED BLADDER!

### 2. SIDES AND LOWER PARTS



BIG VOLUME IN THE ACTIVE PARTS OF THE BLADDER ASSURE :

- MORE EFFICIENT LIFT EFFECT
- STABLE TRIM IN WATER
- HIGH, SAFE POSITION ON THE SURFACE

#### CLASSIC DONUT




#### \*DONUTS SE



\* BIGGER LIFT CAPACITY  
HIGH = SAFE POSITION ON THE SURFACE

### 3. EASY GAS DUMPING SYSTEM



- DUMP THE GAS & KEEP YOUR PERFECT TRIM !
- REACH YOUR DUMP VALVE EASILY - EVEN ON A SCOOTER !
- MANAGE YOUR INFLATOR MORE EFFICIENTLY !

THE INFLATOR LOCATED ON THE TOP-CENTRAL POINT OF THE BLADDER MAKES IT EASY TO DUMP THE GAS ENTIRELY


#### CLASSIC DONUT



#### \*DONUTS SE



THE REAR DUMP VALVE PLACED MORE TO THE SIDE ASSURES INTUITIVE ACCESS AND EFFICIENT GAS DUMPING EVEN WITH EXTRA STAGE TANKS



➤ D17SE  
RECOMMENDED FOR TWINSETS

2x7L



➤ D22SE  
RECOMMENDED FOR TWINSETS

2x10L

2x12L



➤ D30SE  
RECOMMENDED FOR TWINSETS

2x15L

2x20L

### TECHNICAL DATA

INTERNAL BLADDER MADE FROM PU-420  
EXTERNAL LAYER MADE FROM CORDURA NYLON 1000D  
THE EXTERNAL LAYER CLOSES WITH YKK ZIP

#### DIFFERENT COLOR VERSIONS:



T11015-0	RED	T11021	BLACK	T11040	BLACK
T11015-1	BLACK	T11021-0	RED		
T11015-11	ORANGE	T11021-011	BLUE		
T11015-12	CAMO	T11021-012	ORANGE	30L	
		T11021-013	CAMO		

ALL TECLINE DONUTS HAVE 2 YEARS WARRANTY.

# TECLINE

teclinediving eu teclineacademy teclinediving tecline

THE PERFECT CONFIGURATION